

1736R

High-Speed, Refrigerated Floor Centrifuge with space-saving compact design



- | The 1736R, a multi-purpose, large capacity, floor-standing centrifuge designed for large-volume daily-working laboratories
- | For up to 17,000 rpm (32,310 x g) with 6 x 50 ml tubes and 8,000 rpm (11,305 x g) with 6 x 500 ml tubes
- | The short working height of 84 cm (33 inches) ensures easy loading and unloading.
- | With motorized lid mechanics, only a gentle touch is sufficient to close and open the lid.
- | Lid drop protection design allows easiness and safety when loading or unloading samples.
- | A large assortment of rotors, buckets and adaptors support diverse applications doable with one instrument.
- | Fast cooling function to 4°C in 5 minutes for fast startup of cooled samples
- | The compressor-off function when lid is open minimizes unnecessary cooling and frosting.
- | Intuitive control interface with numeric input buttons allows easy setting and editing of running conditions.
- | Selectable time mode of "at set SPEED" for counting running time only when reached the set speed
- | A separate "PULSE" key for quick spin
- | Parameters can be changed during operation.
- | Key lock function helps the set parameters secured during operation.



Applications

Ideal for all kinds of basic and analytical experiments such as phenol extraction, NA preparation, cell harvest, precipitation, density gradient separation, etc

Technical Specifications

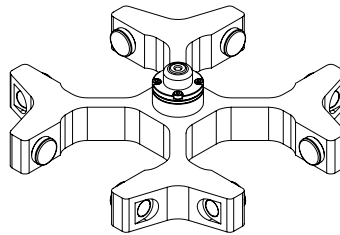
Max. RPM/RCF	Fixed angle	17,000 / 32,310 xg	Program memory	100
	Swing-out	4,000 / 3,134 xg	Display	Blue LCD
Max. capacity	Fixed angle	6 x 500 ml, 30 x 1.5/2.0 ml	Automatic rotor identification	Yes
	Swing-out	4 x 250 ml, 48 x 15 ml, 16 MTPs	Imbalance cut-off	Yes
Temp. range (°C)		-20 to +40	Safety lid lock	Yes
FAST cool button		Yes	Lid drop protection	Yes
Time control		Pulse, timed < 10 hr or continuous	Motorized lid open & close	Yes
Time counting modes		Selectable, at set speed or from starting	Power supply (V/Hz)	220/50-60 (110V optional)
RPM/RCF conversion		Yes	Power requirement (kVA)	2.5
Noise level (dB)		≤ 56	Dimension (W x D x H, mm)	473 x 600 x 840
ACC/DEC		9 / 10 steps	Weight without rotor (kg)	110
Parameters on display window		RPM (RCF), Oper Status, Lid Open/Close, Hr:Min, Temp, ACC, DEC	CE mark	Yes
			Cat. No.	GZ-1736R

Rotors Overview

<p>GRS-L-r250-4</p> <p>GLB-r250-r250 GLP-mw-r250</p>   <p>4 x 250 ml 4,000/3,134 xg</p> <p>4 x 4 MTPs 4,000/2,737 xg</p>		<p>GRF-L-500-6</p>  <p>6 x 500 ml 8,000/11,305 xg</p>	<p>GRF-L-250-6</p>  <p>6 x (250 & 15 ml) 10,000/14,981 xg (15 ml: 14,679 xg)</p>	<p>GRF-L-85-6</p>  <p>6 x 85 ml 15,000/25,029 xg</p>	<p>GRF-L-50-8</p>  <p>8 x 50 ml 15,000/25,910 xg</p>
<p>GRF-L-50-6</p>  <p>6 x 50 ml 17,000/32,310 xg</p>	<p>GRF-L-c50-6</p>  <p>6 x 50 ml (C) 15,000/24,753 xg</p>	<p>GRF-L-15-12</p>  <p>12 x 15 ml 17,000/32,310 xg</p>	<p>GRF-L-c15-12</p>  <p>12 x 15 ml (C) 15,000/25,910 xg</p>	<p>GRF-L-m2.0-30</p>  <p>30 x 2.0 ml 17,000/31,147 xg</p>	<p>GRF-L-s0.2-64</p>  <p>8 x PCR strip (8-tube) 12,000 9,434 xg (inner) / 10,803 xg (outer)</p>

Swing-Out Rotor, GRS-L-r250-4

4 loadings
 ↗ 90°



Rectangular 250 ml Bucket
GLB-r250-r250

Bucket bore (w x d x h, mm)
 : 86 x 70.3 x 102.5
 Radius (mm) : 175.2
 Max. RPM : 4,000
 Max. RCF : 3,134 xg
 Max. height for tube fit (mm) : 130

Tube										
Tube capacity (ml)	3	5	10	15	15 ml conical	50	50 ml conical	15	85	250
Tube rack										
Cat. No.	GAM-5-12(r250)		GAM-15-12(r250)		GAM-c15-9 (r250)	GAM-50-4 (r250)	GAM-c50-3 (r250)	GAM-85-2(r250)		GAS-250(r250)
Rack capacity (ea/4)	12/48		12/48		9/36	4/16	3/12	2/8		1/4
Hole dimension (Φ x L, mm)	13.5 x 58	13.5 x 80	17.5 x 90		17.5 x 90	30.2 x 90	30.5 x 90	17 x 86.5	38.5 x 86.5	62.5 x 87



Microplate Holder
GLP-mw-r250

Bucket bore (w x d x h, mm)
 : 88 x 128.5 x 80
 Radius (mm) : 153
 Max. RPM : 4,000
 Max. RCF : 2,737 xg

Plate		
Plate capacity (ml)	MTP	DWP
Holder capacity (ea/4)	4/16	1/4

Fixed Angle Rotor, GRF-L-500-6

6 x 500 ml
 ↘ 25°
 Hole diameter (mm) : 70
 Max. height for tube fit (mm) : 170





Tube	
Tube capacity (ml)	500
Radius (mm)	158
Max. RPM	8,000
Max. RCF (g-force)	11,305

Fixed Angle Rotor, GRF-L-250-6

6 x (250 & 15 ml)
 ∟ 25°
 Hole diameter (250/15) (mm) : 62/17
 Max. height for tube fit (250/15) (mm) : 130/120









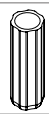



Tube		
Tube capacity (ml)	15	250
Radius (mm)	131.3	134
Max. RPM	10,000	
Max. RCF (g-force)	14,679	14,981

Fixed Angle Rotor, GRF-L-85-6

6 x 85 ml
 ∟ 25°
 Hole diameter (mm) : 38.3
 Max. height for tube fit (mm) : 125
 Supplied with O-ring Sealed



Tube						
Tube capacity (ml)	10	15	15 ml conical	50	50 ml conical	85
Adaptor						None
Cat. No.	GAS-15(85)		GAS-c15(85)	GAS-50(85)	GAS-c50(85)	-
Adaptor bore (Φx L, mm)	17 x 94		17 x 98	29 x 95	29.5 x 98	-
Radius (mm)	91.5	92.5	90.5	93.5	91.5	99.5
Max. RPM	15,000					
Max. RCF (g-force)	23,017	23,268	22,765	23,520	23,017	25,029



Fixed Angle Rotor, GRF-L-50-8

8 x 50 ml
 ∟ 30°
 Hole diameter (mm) : 29.5
 Max. height for tube fit (mm) : 120
 Supplied with O-ring Sealed

Tube				
Tube capacity (ml)	10	15	15 ml conical	50
Adaptor				None
Cat. No.	GAS-15(50)		GAS-c15(50)	-
Adaptor bore (Φx L, mm)	17 x 94		17 x 105	-
Radius (mm)	92.5	93.5	96	103
Max. RPM	15,000			
Max. RCF (g-force)	23,268	23,520	24,149	25,910



Fixed Angle Rotor, GRF-L-50-6

6 x 50 ml
 ∟ 30°
 Hole diameter (mm) : 29.5
 Max. height for tube fit (mm) : 120
 Supplied with O-ring Sealed

Tube	
Tube capacity (ml)	50
Adaptor	None
Cat. No.	-
Adaptor bore (Φx L, mm)	-
Radius (mm)	100
Max. RPM	17,000
Max. RCF (g-force)	32,310

Fixed Angle Rotor, GRF-L-c50-6

6 x 50 ml conical
 ∟ 25°
 Hole diameter (mm) : 29.5
 Max. height for tube fit (mm) : 125
 Supplied with O-ring Sealed



Tube		
Tube capacity (ml)	15 ml conical	50 ml conical
Adaptor		None
Cat. No.	GAS-c15(c50)	-
Adaptor bore (Φx L, mm)	17 x 105	-
Radius (mm)	93.6	98.4
Max. RPM	15,000	
Max. RCF (g-force)	23,545	24,753



Fixed Angle Rotor, GRF-L-15-12

12 x 15 ml
 ∟ 30°
 Hole diameter (mm) : 17
 Max. height for tube fit (mm) : 125
Supplied with O-ring Sealed

Tube		
Tube capacity (ml)	10	15
Radius (mm)	100	
Max. RPM	17,000	
Max. RCF (g-force)	32,310	



Fixed Angle Rotor, GRF-L-c15-12

12 x 15 ml conical
 ∟ 25°
 Hole diameter (mm) : 17
 Max. height for tube fit (mm) : 125
Supplied with O-ring Sealed

Tube	
Tube capacity (ml)	15 ml conical
Radius (mm)	103
Max. RPM	15,000
Max. RCF (g-force)	25,910



Fixed Angle Rotor, GRF-L-m2.0-30

30 x 1.5/2.0 ml
 ∟ 45°
 Hole diameter (mm) : 11.1
 Max. height for tube fit (mm) : 52
Supplied with O-ring Sealed

Tube			
Tube capacity (ml)	0.2	0.5	1.5/2.0
Adaptor			None
Cat. No.	GAS-m0.2(2)	GAS-m0.5(2)	-
Adaptor bore (Φx L, mm)	6.5 x 23	8 x 31	-
Radius (mm)	79	86	96.4
Max. RPM	17,000		
Max. RCF (g-force)	25,525	27,787	31,147

PCR Rotor, GRF-L-s0.2-64

8 x 8-tube PCR strips, 64 x 0.2 ml
 ∟ 45°
 Hole diameter (mm) : 6.5
 Max. height for tube fit (mm) : 16



Tube		
Tube capacity (ml)	0.2	8-tube PCR strip
Radius (mm)	58.6 (inner) / 67.1 (outer)	
Max. RPM	12,000	
Max. RCF (g-force)	9,434 (inner) / 10,803 (outer)	